


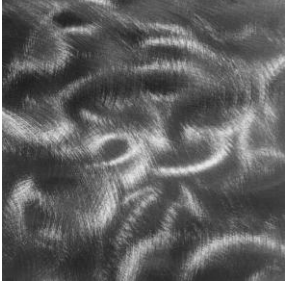


TEXTURE:

How we perceive texture:

We perceive texture with **two senses, our sight and our touch**. When we see a texture with our eyes, all we see is light and dark patterns of light; these bring back memories of how things feel. Take a look at the following textures.

What type of textures are these?

There are two different types of texture:

Real Texture: When you can actually feel/touch something. It is describable as smooth, rough, jagged, slimy etc...

Implied Texture: Is what artist create; this texture is drawn onto the page by shading, painting etc.

Adding Texture to an artwork can create different emotions for the viewer. It is important to plan out the many different textures you would like to use before gluing them down.

Today's Assignment:

/12 Marks

Look through a few different magazines. You will need to find images of different textures:

- Rough
- Soft
- Smooth
- Wet
- Bumpy
- Furry

- Cut out the images and paste them onto a paper
- Put your name on the paper and hand it into the period bin!