





Name: _____

TEXTURE:

How we perceive texture:

We perceive texture with **two senses**, our _____ and our _____.
When we see a texture with our eyes, all we see is light and dark patterns of light; these bring back memories of how things feel. Take a look at the following textures.

What type of textures are these?

There are two different types of texture:

- **Real Texture:** When you can actually feel/touch something. It is describable as smooth, rough, jagged, slimy etc...
- **Implied Texture:** Is what artist creates; this texture is drawn onto the page by shading, painting etc.

Adding Texture to an artwork can create different emotions for the viewer. It is important to plan out the many different textures you would like to use before gluing them down.

Today's Assignment:

/12 Marks

Look through a few different magazines. You will need to find images of different textures:

Rough		Bumpy	
<i>Cut out an image of a rough texture and paste it here</i>		<i>Cut out an image of a bumpy texture and paste it here</i>	
<i>Draw it in the next box</i>		<i>Draw it in the next box</i>	
Soft		Furry	
<i>Cut out an image of a soft texture and paste it here</i>		<i>Cut out an image of a furry texture and paste it here</i>	
<i>Draw it in the next box</i>		<i>Draw it in the next box</i>	