

Elements of Design: Line & Shape

- When creating artwork you are always using the Elements of Design whether you know it or not! Think about them as the ingredients when you're baking a cake or cookies.

Line Shape Form Value Texture Space Colour

- Art can be used as a form of communication. We can express how we feel. Colourful, curvy pieces tend to look happier, and jagged, sharp and dark pieces of art tend to look angrier.
- Lines play an important part when creating art. Certain thickness and directions of lines can interpret different meanings.

What is the definition of a line? It is: the path of a moving dot.

There are 5 main lines that are continuously used; these are:

Horizontal	Vertical	Diagonal	Zigzag	Curvy

Line can be used to make various types of lines that help us create objects in art. These are:

Line Type	Definition	Drawing
Outline	Lines made by the edge of an object or its silhouette	
Hatching Lines:	Shading using closely spaced parallel lines, used to suggest value (lightness and darkness).	
Cross-hatching Lines:	Shade created by crossed parallel lines; used to suggest value (lightness and darkness).	


Real & Implied Lines:

- Lines that are in artworks can control how your eye looks through the artwork. When you see a line your eye usually follows it. Lines can lead your eye into, around and out of visual images.

Real Line: is a line that you can draw, or see. It is actually there in front of you. It may be an outline of a flower, the edge of a plate, or drawn line on a paper. It can be seen easily.

Implied Line: is a line that you cannot see, it is invisible. This line is created by our eyes and is not actually drawn. We see implied lines by filling in spaces between objects, our eye makes a line.



Draw an example of a Real Line :	Draw an example of an Implied Line :






- When a line crosses itself or intersects with other lines it creates a shape.
- A shape is a 2 dimensional object that has height and width by no depth.

Geometric Shape	Organic Shape
These shapes are usually manmade. <ul style="list-style-type: none">➤ Circles, Squares, rectangles and triangles. We see them in architecture and manufactured items.	These shapes are found in nature. <ul style="list-style-type: none">➤ Leaves, seashells, flowers etc... They are free flowing and irregular.
<i>Draw geometric shapes here</i>	<i>Draw organic shapes here</i>




Positive & Negative Shapes:

Positive Shape	Negative Shape:
In artwork the positive shape is the subject matter or the main image.	In artwork the negative shape is the space around the subject matter of main image.
<p style="text-align: center;"><i>Shade the positive shape</i></p> 	<p style="text-align: center;"><i>Shade the negative shape</i></p> 

Take a few moments and review the information we just learned. Look at the images carefully and identify whether they are Geometric or Organic shapes:

		
Geometric or Organic	Geometric or Organic	Geometric or Organic

Take a few moments and review the information we just learned. Look at the images carefully and shade in the area being asked:

		
Positive Space	Negative Space	Negative Space