

# CENTURY SECONDARY SCHOOL

AVI20X-01 Exam      Ms. Simon

Full Name: \_\_\_\_\_ Date: \_\_\_\_\_

Length: 1 hour                                      Room: 124a                                      Period: 1

Thinking	Application	Communication	Knowledge	Total
/15	/60	/10	/15	/100

**A) Draw an example of the following:**

/12 Application (1 mark each)

Spiral	Diagonal	Horizontal Line	Zig Zag Line
Hatching	Overlapping	S-Shaped	Outline of a flower
Thick	Vertical	Cross-Hatching	Curvy Line

**B) Draw the following different types of forms; remember to SHADE!!!**

/8 Marks Application (2 each)

<b>Cube:</b>	<b>Cone:</b>
<b>Sphere:</b>	<b>Pyramid:</b>

**C) Fill in the Blank:** Please read the question/statement carefully and provide your answer on the space given.


**/15 Knowledge**

<b>Word Box:</b> <b>Red-Violet</b> <b>Blue</b> <b>Shading</b> <b>Green</b> <b>Real</b>		<b>Implied</b> <b>Violet</b> <b>Rubbing</b> <b>Red</b> <b>Black</b>		<b>Orange</b> <b>Brown</b> <b>Geometric</b> <b>Blue-Green</b> <b>Transparent</b>		<b>White</b> <b>Yellow</b> <b>Gray</b> <b>Organic</b> <b>Navy</b>	
1. What are the <b>warm colours</b> ? (2)				2. What are the <b>primary colours</b> ? (2)			
1)				1)			
2)				2)			
3)				3)			
5. What are the <b>neutral colours</b> ? (2)				6. What are the <b>cool colours</b> ? (2)			
1)				1)			
2)				2)			
3)				3)			
7. A shape that is from <b>nature</b> is consider <b>what type of shape</b> ? (1)				8. A shape that is <b>manmade</b> is <b>what kind of shape</b> ? (1)			
9. When an artist makes a drawing <b>using shading</b> – they are creating <b>what type of texture</b> ? (1)				10. When you <b>touch and feel something</b> – like a bunny, what <b>type of texture</b> is that? (1)			
11. List an <b>intermediate</b> colour (.5)				12. When you <b>mix Blue and Red</b> together you make what colour? (.5)			
13. When you <b>mix Green and Blue</b> together you make what colour? (.5)				14. What is the <b>complementary</b> colour of Red? (.5)			
15. To create a <b>shade</b> of red, what paint colour do you add? (.5)				16. To create a <b>tint</b> of red, what paint colour do you add? (.5)			

**D) Drawing Advertisement:**  
**/10 Marks Communication**

Choose one of the following products: Bicycle, Skateboard, Hair or Makeup Product, Video Game, Food, Clothing/Fashion Design or Toy.

1. Choose what it does/specializes in: Colour, Speed, Style, Taste, Texture, Fashion, Graphics, or Visuals
2. **Create a poster:** With the product you have chosen and its specialty – you will create a poster to advertise it. (Draw in the box)
3. Use a catchy phrase or words about its specialty in order to capture the viewer's attention.
4. Fill the full box!!!






\*\*\* You may use colour pencils or markers **IF YOU ALREADY HAVE THEM.** You CANNOT get up to get them!!! **Shade** if you do not have colours.

E) Write your answer underneath the picture to identify whether the image is Organic or Geometric:  
/ 11 Thinking

In the area below, shade in the area that is being asked:

		
Negative Shape	Positive Shape	Negative Shape





F) Match the picture with the correct Illusion of Depth:  
/ 4 Thinking

Overlapping

Size Variation

Value

Position

**G) Complete the following tasks:**

- a. Draw a value scale using shading **or** hatching lines
  - Remember to leave the **1<sup>st</sup> box white!!!**
  - Fill the **whole box!!!**




/10 Application

--	--	--	--	--

- b. Choose one of the following three images. You will draw the image to the best of your ability in the area provided below. Remember to use full detail and shading.

/10 Marks Application

**FILL THE PAGE!!!**

**H) Drawing:** You will draw the image provided to the best of your ability in the area provided below. Remember to use full detail and shading.

/20 Marks Application (5 marks each)

**FILL THE PAGE!!!**

